









Kindergarten's Summer Learning Packet






(Week 1)

****Read 30 minutes each day****

<p>Reading:</p> 	<p>Read the story three times for fluency. Answer the questions.</p> <p style="text-align: center;"><u>Clay</u></p> <p>Let's play with clay. We like to play with clay. It is fun to play with clay. We can make a cave. We made a plate with clay. Can you make a clay plate?</p>	<p>Questions</p>  <ol style="list-style-type: none"> 1. What is the title of the story? _____ 2. We like to _____. 3. Did they have fun? Yes__ or No__ 4. What can they make? _____ 5. What did they make? _____. 6. What could you make? _____ 											
<p>HFWs:</p> <table border="1" data-bbox="253 905 396 1058"> <tr><td>and</td><td>a</td><td>to</td></tr> <tr><td>in</td><td>is</td><td>you</td></tr> <tr><td>that</td><td>it</td><td>at</td></tr> <tr><td>ce.</td><td>this</td><td>have</td></tr> </table>	and	a	to	in	is	you	that	it	at	ce.	this	have	<p>Directions: Read each sentence. Fill in the blank with the correct HFW.</p> <p style="text-align: center;"><u>soon</u> <u>will</u> <u>who</u> <u>of</u> <u>from</u> <u>into</u></p> <ol style="list-style-type: none"> 1. I went _____ the room. 2. It will be dark _____. 3. _____ went to play? 4. This is a can __ soup. 5. When _____ she be home? 6. Where are you _____ ?
and	a	to											
in	is	you											
that	it	at											
ce.	this	have											
<p>Phonics/Phonemic Awareness:</p> 	<p>Word Building: Change letters in words to make new words.</p> <p>Change the <u>p</u> in <u>pat</u> to <u>s</u>. Write and read the new word. _____</p> <p>Change the <u>t</u> in <u>tip</u> to <u>l</u>. Write and read the new word. _____</p> <p>Change the <u>b</u> in <u>bug</u> to <u>m</u>. Write and read the new word. _____</p> <p>Change the <u>g</u> in <u>gap</u> to <u>t</u>. Write and read the new word. _____</p> <p>Change the <u>h</u> in <u>hug</u> to <u>r</u>. Write and read the new word. _____</p>												
<p>Writing:</p> 	<p>Writing Prompt</p>  <p>Write at least two sentences to describe what you see in the picture. Make sure you capitalize the first word in each sentence and use punctuation (., ?)</p>												
<p>Math</p> 	<p>Directions: Solve the addition story problem. <u>Write an equation</u> and <u>draw a picture</u> to match. Create a number bond if needed.</p> <p>There are 5 bees buzzing in the park. 3 more bees join them. How many bees are buzzing in the park now?</p> <p style="text-align: center;">_____ + _____ = _____</p>												






(Week 2)

****Read 30 minutes each day****

<p><u>Reading:</u></p> 	<p>Read the story three times for fluency. Answer the questions.</p> <p><u>Pets</u></p> <p>I have a pet cat. My friend has a dog. Do you have a pet? I want a pet fish. My mom said I can have one. What pet do you want?</p>	<p><u>Questions</u></p> <ol style="list-style-type: none">1. What is the title of the story? ____2. What pet do I have? _____3. What pet do I want? _____4. Who has a dog? _____5. Did mom say I can have a fish? ____6. What pets are in this story? ____, _____, _____.											
<p><u>HFWs:</u></p> <table border="1" data-bbox="261 835 407 989"><tbody><tr><td>and</td><td>a</td><td>to</td></tr><tr><td>in</td><td>is</td><td>you</td></tr><tr><td>that</td><td>it</td><td>at</td></tr><tr><td>we</td><td>this</td><td>have</td></tr></tbody></table>	and	a	to	in	is	you	that	it	at	we	this	have	<p>Directions: Read each sentence. Fill in the blank with the correct HFW.</p> <p><u>here</u> <u>how</u> <u>that</u> <u>is</u> <u>came</u> <u>go</u></p> <ol style="list-style-type: none">1. ___ are you?2. We are ___!3. He ___ with us.4. Will you __ with us?5. She __ looking at the cat.6. What is ___?
and	a	to											
in	is	you											
that	it	at											
we	this	have											
<p><u>Phonics/Phonemic Awareness:</u></p> 	<p>Word Building: Change medial letter in words to make new words.</p> <p>Change the <u>a</u> in <u>pat</u> to <u>e</u>. Write and read the new word. ___</p> <p>Change the <u>i</u> in <u>tip</u> to <u>o</u>. Write and read the new word. ___</p> <p>Change the <u>u</u> in <u>bug</u> to <u>i</u>. Write and read the new word. ___</p> <p>Change the <u>a</u> in <u>map</u> to <u>o</u>. Write and read the new word. ___</p> <p>Change the <u>u</u> in <u>hug</u> to <u>o</u>. Write and read the new word. ___</p>												
<p><u>Writing:</u></p> 	<p><u>Writing Prompt</u></p>  <p>Write at least two sentences to describe what you see in the picture. Make sure you capitalize the first word in each sentence and use punctuation (., ?)</p>												
<p><u>Math</u></p> 	<p>Directions: Solve the subtraction story problem. <u>Write an equation</u> and <u>draw a picture</u> to match. Create a number bond if needed.</p> <p>Sam has 8 grapes in his lunch. He eats 4 grapes. How many grapes does he have left?</p> <p>_____ - _____ = _____</p>												







(Week 3)

Read 30 minutes each day

<p>Reading:</p> 	<p>Read the story three times for fluency. Answer the questions.</p> <p style="text-align: center;"><u>Ants</u></p> <p style="text-align: center;">Look, I see some ants. The ants are black. The ants walk fast. The ants walk in a line. One ant has a piece of bread in its mouth. I wonder where the ants are going.</p>	<p style="text-align: center;"><u>Questions</u></p> <ol style="list-style-type: none"> 1. What is the title of the story? ____ 2. What do I see? _____ 3. How do the ants walk? _____ 4. What does the ant have? _____ 5. What color are the ants? ____ 6. What do I wonder about the ants? _____ 											
<p>HFWs:</p> <table border="1" data-bbox="256 835 399 989"> <tr><td>and</td><td>a</td><td>to</td></tr> <tr><td>in</td><td>is</td><td>you</td></tr> <tr><td>that</td><td>it</td><td>at</td></tr> <tr><td>ce</td><td>this</td><td>have</td></tr> </table>	and	a	to	in	is	you	that	it	at	ce	this	have	<p>Directions: Read each sentence. Fill in the blank with the correct HFW.</p> <p style="text-align: center;">many up be your they find</p> <ol style="list-style-type: none"> 1. I will ____ your hat. 2. Go to ____ seat. 3. We are __ the street. 4. There are ____ ants. 5. Are ____ going to the store? 6. Where will you __?
and	a	to											
in	is	you											
that	it	at											
ce	this	have											
<p>Phonics/Phonemic Awareness:</p> 	<p>Word Building: Change the last letter in words to make new words.</p> <p>Change the <u>t</u> in <u>pat</u> to <u>l</u>. Write and read the new word. ____</p> <p>Change the <u>p</u> in <u>tip</u> to <u>n</u>. Write and read the new word. ____</p> <p>Change the <u>g</u> in <u>bug</u> to <u>s</u>. Write and read the new word. ____</p> <p>Change the <u>p</u> in <u>map</u> to <u>d</u>. Write and read the new word. ____</p> <p>Change the <u>g</u> in <u>hug</u> to <u>t</u>. Write and read the new word. ____</p>												
<p>Writing:</p> 	<p style="text-align: center;"><u>Writing Prompt</u></p> 	<p>Write at least two sentences to describe what you see in the picture. Make sure you capitalize the first word in each sentence and use punctuation (., ?)</p>											
<p>Math</p> 	<p>Directions: Solve the addition story problem. <u>Write an equation</u> and <u>draw a picture</u> to match. Create a number bond if needed.</p> <p>Jan found 8 seashells on the beach. Her brother gave her the 2 that he found. How many shells does Jan have in all?</p> <p style="text-align: center;">_____ + _____ = _____</p>												






(Week 4)

****Read 30 minutes each day****

<p>Reading:</p> 	<p>Read the story three times for fluency. Answer the questions.</p> <p>The Bus</p> <p>Look at the bus. The bus is yellow. I rode a bus that is yellow before. This bus does not have any riders. I watch the bus go down the street. Who will get on this bus?</p>	<p>Questions</p>  <ol style="list-style-type: none">1. What is the title of the story? ____2. What do I see? _____3. Is there anyone on the bus? _____4. What color is the bus? _____5. Is the writer riding this bus? ____6. Where did the bus go? _____											
<p>HFWs:</p> <table border="1" data-bbox="256 892 397 1039"><tbody><tr><td>and</td><td>a</td><td>to</td></tr><tr><td>in</td><td>is</td><td>you</td></tr><tr><td>that</td><td>it</td><td>at</td></tr><tr><td>ce</td><td>this</td><td>have</td></tr></tbody></table>	and	a	to	in	is	you	that	it	at	ce	this	have	<p>Directions: Read each sentence. Fill in the blank with the correct HFW. but for where this away must</p> <ol style="list-style-type: none">1. She ran ____ from the woods.2. We ____ read every day.3. I know _____ the book is.4. She made a hat ____ me.5. I wanted to go, ____ I was tired.6. Is ____ how you make a cake?
and	a	to											
in	is	you											
that	it	at											
ce	this	have											
<p>Phonics/Phonemic Awareness:</p> 	<p>Word Building: Change the chosen letter in each word to make new words.</p> <p>Change the <u>a</u> in <u>rap</u> to <u>i</u>. Write and read the new word. ____</p> <p>Change the <u>t</u> in <u>ton</u> to <u>s</u>. Write and read the new word. ____</p> <p>Change the <u>o</u> in <u>cob</u> to <u>u</u>. Write and read the new word. ____</p> <p>Change the <u>m</u> in <u>map</u> to <u>s</u>. Write and read the new word. ____</p> <p>Change the <u>g</u> in <u>tug</u> to <u>b</u>. Write and read the new word. ____</p>												
<p>Writing:</p> 	<p>Writing Prompt</p>  <p>Write at least two sentences to describe what you see in the picture. Make sure you capitalize the first word in each sentence and use punctuation (. , ?)</p>												
<p>Math</p> 	<p>Directions: Solve the subtraction story problem. Write an equation and draw a picture to match. Create a number bond if needed.</p> <p>There are ten flowers in the garden. Jim picks one of the flowers. How many flowers are left in the garden?</p> <p>_____ - _____ = _____</p>												

(Week 5)

Read 30 minutes each day

<p><u>Reading:</u></p> <div style="text-align: center;">  </div>	<p>Read the story three times for fluency. Answer the questions.</p> <p style="text-align: center;"><u>I Took a Walk</u></p> <p style="text-align: center;">I went for a walk down the street.</p> <p style="text-align: center;">I looked at the trees.</p> <p style="text-align: center;">I looked at the cars.</p> <p style="text-align: center;">I met my friend and we walked some more.</p> <p style="text-align: center;">We looked in the store.</p> <p style="text-align: center;">We went to the playground.</p> <p style="text-align: center;">We had fun on our walk.</p>	<p style="text-align: center;"><u>Questions</u></p> <ol style="list-style-type: none"> 1. What is the title of the story? _____ 2. What did the writer do? _____ 3. What did the writer see first? _____ 4. Who did the writer meet? _____ 5. Where did they look? _____ 6. Where did they go last? _____ 												
<p><u>HFWs:</u></p> <table border="1" style="margin: 10px auto; border-collapse: collapse; text-align: center;"> <tr><td>and</td><td>a</td><td>to</td></tr> <tr><td>in</td><td>is</td><td>you</td></tr> <tr><td>that</td><td>it</td><td>at</td></tr> <tr><td>we</td><td>this</td><td>have</td></tr> </table>	and	a	to	in	is	you	that	it	at	we	this	have	<p>Directions: Read each sentence. Fill in the blank with the correct HFW.</p> <p style="text-align: center;">no by there her make was</p> <ol style="list-style-type: none"> 1. I will _____ a cup of tea. 2. _____ is work to be done. 3. She said _____. 4. We went _____ the store. 5. I _____ her a gift. 6. He _____ trying to play? 	
and	a	to												
in	is	you												
that	it	at												
we	this	have												
<p><u>Phonics/Phonemic Awareness:</u></p> <div style="text-align: center;">  </div>	<p>Word Building: Change the chosen letter in each word to make new words.</p> <p>Change the <u>a</u> in <u>bat</u> to <u>i</u>. Write and read the new word. _____</p> <p>Change the <u>h</u> in <u>hip</u> to <u>s</u>. Write and read the new word. _____</p> <p>Change the <u>b</u> in <u>cub</u> to <u>p</u>. Write and read the new word. _____</p> <p>Change the <u>o</u> in <u>not</u> to <u>u</u>. Write and read the new word. _____</p> <p>Change the <u>t</u> in <u>tub</u> to <u>h</u>. Write and read the new word. _____</p>													
<p><u>Writing:</u></p> <div style="text-align: center;">  </div>	<p style="text-align: center;"><u>Writing Prompt</u></p> <div style="display: flex; align-items: center;">  <div style="border: 1px solid green; border-radius: 15px; padding: 10px; margin-left: 20px; flex-grow: 1;"> <p>Write at least two sentences to describe what you see in the picture. Make sure you capitalize the first word in each sentence and use punctuation (., ?)</p> </div> </div>													
<p><u>Math</u></p> <div style="text-align: center;">  </div>	<p>Directions: Solve the subtraction story problem. <u>Write an equation</u> and <u>draw a picture</u> to match. Create a number bond if needed.</p> <p>Liv has three stones. She throws three stones into the pond. How many stones does Liv have left?</p> <p style="text-align: center;">_____ - _____ = _____</p>													